


Coralville Public Library
Summer Reading Challenge 2026

Plant a Seed, Read!

Babies & Toddlers



Enjoy a summer of books and learning with your child!

___ Occasionally run your finger under the words you read. This connects the letters on the page with what you're saying.

___ Come to the library! Join a program, enjoy the play tables, and check out books.

___ Read a book about concepts like shapes, colors, or opposites.

___ Take a nature walk; name the things you see and hear.

___ Sing a favorite song and dance together.

___ Enjoy bouncing rhymes and fingerplays with your child.


___ Give your toddler crayons and paper for "writing."

___ Enjoy the Book Walk at North Ridge Park.

Great work! **Reading, Talking, Singing, Playing, & Writing** with children helps develop their pre-reading skills.

Thank you to our sponsors:



Scan to register on

or provide details below.



Name _____

Age _____ Email _____
or phone _____


Ticket Drawing Mark 1 choice below for entry.

- Bookstore gift certificate
- Building bricks - garden playset
- Shape & color garden - sorting & stacking

To enter the ticket drawing, complete & return this log to the Children's Desk or submit on Beanstack by **Aug. 14.**

Mark a fruit every time you read a book together.

(Repeat readings count!)



15 books = Free pass to Iowa Children's Museum

30 books + 10 early literacy activities =
Board book & ticket drawing entry (see reverse)

Pick up rewards at Children's Desk.

Choose 10 early literacy activities
to do with your child.

- ___ Come to storytime at the library! See our calendar for details.
- ___ Read using lots of expression; try voices for different characters. Children love it even if it's not perfect!
- ___ Say poems and nursery rhymes aloud. Emphasize the rhyming words.
- ___ Chant or sing a song with repetition such as "The Bear Went Over the Mountain."
- ___ Get moving! Active play (dancing, climbing, jumping, etc.) helps teach balance and coordination.
- ___ Have some sensory fun with playdough or dried beans, etc.
- ___ Read board books. Let your child turn the pages.
- ___ Look at pictures together and name the objects.
- ___ Sing songs and keep the beat; use "instruments" like pots and pans or a box of noodles!
- ___ Try some rhymes on the changing table or in the bathtub.

More activities →